

OFFICE OF THE DEAN & PRINCIPAL,  
MAHARAJA KRISHNA CHANDRA GAJAPATI MEDICAL COLLEGE,  
BRAHMAPUR.760 004, GANJAM, ORISSA.

\*\*\*

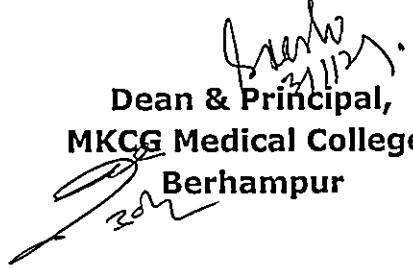
No. 1528/ /MCB-2024/Welfare./Dated, Berhampur the

31<sup>st</sup> December, 2024

**TENDER CALL NOTICE**

Sealed Tenders are invited from the Good Office Committee, MCA and FPBAI, Registered firms for "Supply of Dissection guide for human Anatomy & E-Neuroanatomy "for MKCG Medical College, Berhampur) for the financial year 2025 in two bid system (Technical & Financial) so as to reach the office of the undersigned within Twenty One days from the date of publication of the advertisement till 5 P.M. The detailed Tender paper, Terms & Conditions and list of Journals can be obtained from the office of the undersigned on any working day. The details are also available in the website [mkcgmch.org](http://mkcgmch.org).

The undersigned reserves the right to cancel of the Tender in full or parts at any time without assigning any reason thereof.


  
Dean & Principal,  
MKCG Medical College,  
Berhampur

**TERMS AND CONDITIONS  
FOR SUPPLY OF DISSECTION GUIDE FOR HUMAN ANATOMY & E-  
NEUROANATOMY FOR 2025  
FOR DEPARTMENT OF ANATOMY, MKCG MEDICAL COLLEGE,  
BERHAMPUR, ODISHA**

---

(A) :

1. Dissection guide for Human Anatomy & e-Neuroanatomy on order are to be supplied within 30 days after its publication. Failing which the purchase order will stand automatically cancelled. The EMD will be forfeited.
2. The Tender should be of double bid system i) Technical Bid & ii) Financial Bid in two sealed covers duly super scribed as Technical Bid & Financial Bid and be submitted with one sealed cover.
3. Online data base of Dissection guide for Human Anatomy & e-Neuroanatomy are required for the department of Anatomy MKCG Medical College.
4. Prices of the above data base are to be charged correctly in accordance with the publisher's latest Catalogue price only.
5. The selection of the firm will be made on the basis of Lowest Quoted bidder rate and fulfilling the terms & conditions of the Tender.
6. The payment shall be made by the MKCG Medical College, Berhampur upon receipt of the invoices from the HOD Anatomy duly certified and after getting the clearance from the HOD Anatomy.
7. The rate of discount (Flat discount) once offered in the Tender Papers cannot be changed by the tenderers after opening of the Tender Papers at any cost. The firm will be approved for the calendar year 2025, 2026 & 2027 and the approved firm will have to supplied cost and publication details of the data base as per requirement from time to time.
8. The approved firm will have to provide the Subscription ID of the data base after getting order and to provide the user ID to access online.
9. The approved firms are requested to furnish the photocopy of the PAN card so as to enable this office to deduct 2% TDS from the net payment to the firm.
10. The photocopy of the Savings Bank Account/Current Account Pass Book is to be submitted along with the Tender in order to facilitate on-line payment to the said account nos of the firm.
11. The firm should not be black listed in any Government/PSU organization, an affidavit to the effect is to be submitted by the bidder.
12. The firm should submit the IT return of last three years
13. Bank Solvency certificate is to be submitted from the bank with the required amount

 **DEAN & PRINCIPAL**  
M.K.C.G. Medical College  
Berhampur (Gm.)


Cond..P...2

:2:

14. Any legal dispute in this regard will be settled within the MKCG jurisdiction only.
15. Earnest Money Deposit Rs.25,000/- (Twenty five thousand) only in shape of Demand Draft in favour of Dean & Principal MKCG Medical College Berhampur Odisha payable at Berhampur is to be deposited along with the Tender Papers.
16. The Dean & Principal MKCG Medical College, Berhampur Odisha reserves the right to accept or to reject any or all the tender papers without assigning any reason thereof.
17. This Tender is valid for three years from the date of finalization of Tender subject to proper supply of the ordered journal & submission of authorization certificate and fulfilling all the criteria of terms & conditions of the Tender documents..
18. The Company must be a registered firm in India and in business 10 Years of experience or more.
19. The Company must have Annual Turnover of minimum Rs. 1 Crores or more for the Financial Year ending 31<sup>st</sup> March 2024.
20. Company must be serving to minimum 1 medical, dental, nursing customer (Medical, Dental, Nursing Colleges and hospital) in Odisha during the year 2024.
21. The Company should submit a photo copy of letter of the Reserve Bank of India permitting you to deal with the foreign journals' subscription
22. Xerox copy of the following Membership Certificates to be enclosed
  - a. Good Offices Committee (GOC)
  - b. Federation of Publishers and Booksellers Association of India (FPBAI)
23. Authorization letter from publisher in regards to product being purchased
24. Copies of Appreciation Letters and Letters of Good Supply from minimum 10 medical and dental Customers should be enclosed.

**General Conditions:**

1. **Existing Customer List:**The Supplier should enclose list of Online Database users.
2. **Publisher Price Proof for the Year 2024:** The Supplier must submit "2024 Publisher Price"
3. **Conversion Rate:**GOC conversion of invoice date will be applicable. Copy of GOC circular must be enclosed.
4. **GST (Goods & Services Tax):** GST will be paid as per Govt. of India rules for online database.
5. **Payment Mode:**100% payment will be made after online activation of online database.

  
DEAN & PRINCIPAL  
M.K.C.G. Medical College  
(Gm.)

**Technical Bid**

**DOCUMENTS TO BE PROVIDED WITH THE TECHNICAL BID OTHERWISE THE  
BID WILL BE LIBALE FOR REJECTION**

1. *The EMD Rs.25,000/- in shape of Demand Draft in favour of Dean & Principal, MKCG Medical College, Berhampur.*
2. *Copy of Registration certificate of the organization.*
3. *Copy of GOC membership certificate. As per condition*
4. *Copy of Publisher authorization certificate.*
5. *An affidavit in original to the effect that the firm has not been blacklisted any where.*
6. *Copy of PAN card.*
7. *Copy of the 1<sup>st</sup> page of the Saving Bank Account/Current Account Pass Book.*
8. *Financial Turnover should be minimum of One Crores per Annum for last three Financial year.(CA certificate must be attached)*
9. *Copies of Appreciation Letters and Letters of Good Supply from minimum 10 medical and dental Customers should be enclosed*
10. *Copy of Income tax return certificate of last three years.*
11. *Copy of Federation of Publishers and Booksellers Association of India (FPBAI)*

**Product specification is at annexure-A**

**Financial Bid**

**PROFORMA FOR FINANCIAL BID**

Name of the Firm	Rate offered	Tax	Total

Signature and seal of the  
Journal publisher/seller/supplier/agency


(A) : Whether the journal Vendor/ /Supplier has agreed to all terms and conditions as mentioned above (A). Please tick ( ✓ )

YES / NO

(B) : Undertaking/declaration/agreement :

I/We M/s. \_\_\_\_\_ (Name of the subscription agency//vendor//supplier) hereby declare that the facts furnished by us are correct and I/we hereby agreed upon all the library terms and conditions mentioned above.

Signature of the Journal publisher/supplier/agency (with seal)

  
Dean & Principal,  
MKCG Medical College  
Berhampur.

**TENDER FOR SUPPLY OF "SUPPLY OF DISSECTION GUIDE FOR HUMAN ANATOMY & E-NEUROANATOMY FOR 2025" FOR MKCG MEDICAL COLLEGE, BERHAMPUR**

**TENDER NOTICE NO. 15281 DT. 21/12/24**

**BID PERIOD: 1/1/2025 TO 21/1/2025**

**LAST DATE FOR SUBMISSION OF BID:- 21/1/2025 BY 5 P.M**

**DATE OF OPENING OF TECHNICAL BID:- 21/1/2025 AT 5 P.M**

**NAME OF THE BIDDER M/S. \_\_\_\_\_**

Please put ✓ in the respective box

**DOCUMENTS: SUBMITTED OR NOT**

**(AS PER TECHNICAL BID)**

1. EMD @25,000/- (BD)	Page <input type="text"/>	Yes <input type="checkbox"/>	No <input type="checkbox"/>
2. Registration Certificate of the Organization.	Page <input type="text"/>	Yes <input type="checkbox"/>	No <input type="checkbox"/>
3. Copy of GOC membership Certificate	Page <input type="text"/>	Yes <input type="checkbox"/>	No <input type="checkbox"/>
4. Copy of publisher authorization certf.	Page <input type="text"/>	Yes <input type="checkbox"/>	No <input type="checkbox"/>
5. An affidavit in original to the effect that the firm has not been blacklisted anywhere.	Page <input type="text"/>	Yes <input type="checkbox"/>	No <input type="checkbox"/>
6. Copy of PAN Card	Page <input type="text"/>	Yes <input type="checkbox"/>	No <input type="checkbox"/>
7. Copy of the 1 <sup>ST</sup> Page of the Savings	Page <input type="text"/>	Yes <input type="checkbox"/>	No <input type="checkbox"/>
8. IT return certificate of last three years	Page <input type="text"/>	Yes <input type="checkbox"/>	No <input type="checkbox"/>
9. Experience	Page <input type="text"/>	Yes <input type="checkbox"/>	No <input type="checkbox"/>
10. Financial Turnover of last three years	Page <input type="text"/>	Yes <input type="checkbox"/>	No <input type="checkbox"/>
11. Other document as per the technical specification of the equipment.	Page <input type="text"/>	Yes <input type="checkbox"/>	No <input type="checkbox"/>

Note: All documents submitted shall be consecutively numbered. The above check list should be submitted completing in all respect. (putting the page numbers in the check list.

**SIGNATURE OF THE BIDDER**

*[Signature]*  
DEAN & PRINCIPAL  
M.K.C.G. Medical College  
Berhampur (Gm.)

**Product Specification:**

**Dissection Guide for e-Anatomy & e-Neuroanatomy**

**Dissection Guide for e-Anatomy:**

**e-Anatomy Videos:** A powerful learning tool for Human Anatomy (gross anatomy) & dissections are structures according to the learning objective.

- Introduction: Dissection Instruments, Skin Removal, Muscle / Artery and Nerve.
- Dissection Guide for Gross Anatomy: BACK, UPPER & Lower LIMB, THORAX, ABDOMEN, PELVIS AND PERINEUM, HEAD AND NECK.
- **Atlas of Human Anatomy** : Illustration & Images


**Dissection Guide for e-Neuroanatomy:**

**e-Neuroanatomy Videos:** Allows student to learn three dimensional internal structures of the brain step by step, starting from the brain surface and available detailed description of the brain dissection.

- Meninges and Spinal Cord, Brain & Central nervous system , Cerebellum, Brainstem, External & Internal structures of forebrain, Limbic system , Coronal & Horizontal sections of the Brain, Anatomical structure of Spinal Cord & Brainstem
- **Atlas of Neuroanatomy & Neurosciences:** Illustration & Images

**Features of Dissection Guide for Human Anatomy & e-Neuroanatomy:**

- ✓ e-Anatomy & e-Neuroanatomy will provide an overall dissection practice guide
- ✓ Dissections captured in **Real Cadaver** Specimens (not animated)
- ✓ Videos are 4K High Resolution, anytime anywhere.
- ✓ Control video play speed
- ✓ e-Anatomy: dissections videos are **in sequence**
- ✓ e-Neuroanatomy: dissection videos **-internal structures of the brain sections in 3D sequence**
- ✓ Each dissection video: **Learning Objectives, Summary & Transcript** (in English)
- ✓ **NMC** is recommended to use digital tools while imparting to Skill Lab
- ✓ **Access** through mobile / Tab / Desktop / Laptop
- ✓ **Access:** via IP (Dept. & Central Library) Validation and User id & Password
- ✓ Students can enable **independent learning & frequent viewing**
- ✓ Enabling students to explore and understand the dissection of gross anatomy & neuroanatomy like never before.
- ✓ Covered **Gross Anatomy & Clinical Anatomy**
- ✓ Dissection videos are powerful supplements to traditional learning

  
**Dean & Principal**  
**MKCG Medical College**  
**Berhampur**



OFFICE OF PG DEPARTMENT OF ANATOMY,  
MAHARAJA KRISHNA CHANDRA GAJAPATI MEDICAL COLLEGE,  
BRAHMAPUR.760 004, GANJAM, ORISSA.

\*\*\*

No. 263 /MCB-2024/Anatomy/Dated, Berhampur the  
To

12<sup>th</sup> December, 2024

The Dean & Principal,  
MKCG Medical College & Hospital,  
Berhampur.

Sub: Requirement of Dissection guide for Human Anatomy & e-Neuroanatomy - Reg.

Madam,

I am to inform you that, for better academic activity of the department there is a requirement of Dissection guide for Human Anatomy & e-Neuroanatomy which can be subscribed from the authorized agencies of the country. The detail product specification of the above are enclosed herewith for necessary purchase from your end in the academic interest of the institution. This will provide an overall dissection practice guide to all the Students.

This is for favour of your kind information.

Encl: As above

Yours faithfully

HOD Anatomy  
MKCG Medical College  
Department of Anatomy  
M K C G Medical College. BAM

# PRODUCT SPECIFICATION

## Dissection Guide for Human Anatomy & e-Neuroanatomy

### Dissection Guide for Human Anatomy:

**e-Anatomy Videos:** A powerful learning tool for Human Anatomy (gross anatomy) & dissections are structures according to the learning objective.

- Introduction: Dissection Instruments, Skin Removal, Muscle / Artery and Nerve.
- Dissection Guide for Gross Anatomy: BACK, UPPER LIMB, THORAX, ABDOMEN, PELVIS AND PERINEUM, LOWER LIMB, HEAD AND NECK.
- Atlas of Human Anatomy : Illustration & Images

### Dissection Guide for e-Neuroanatomy:

**e-Neuroanatomy Videos:** Allows student to learn three dimensional internal structures of the brain step by step, starting from the brain surface and available detailed description of the brain dissection.

- Meninges and Spinal Cord, Brain & Central nervous system , Cerebellum, Brainstem, External & Internal structures of forebrain, Limbic system , Coronal & Horizontal sections of the Brain, Anatomical structure of Spinal Cord & Brainstem
- Atlas of Neuroanatomy & Neurosciences: Illustration & Images

### Features of Dissection Guide for Human Anatomy & e-Neuroanatomy:

- ✓ e-Anatomy & e-Neuroanatomy will provide an overall dissection practice guide
- ✓ Dissections captured in Real Cadaver Specimens (not animated)
- ✓ Videos are 4K High Resolution, anytime anywhere.
- ✓ Control video play speed
- ✓ e-Anatomy: dissections videos are in sequence
- ✓ e-Neuroanatomy: dissection videos -internal structures of the brain sections in 3D sequence
- ✓ Each dissection video: Learning Objectives, Summary & Transcript (in English)
- ✓ NMC is recommended to use digital tools while imparting to Skill Lab
- ✓ Access through mobile / Tab / Desktop / Laptop
- ✓ Access: via IP (Dept. & Central Library) Validation and User id & Password
- ✓ Students can enable independent learning & frequent viewing
- ✓ Enabling students to explore and understand the dissection of gross anatomy & neuroanatomy like never before.
- ✓ Covered Gross Anatomy & Clinical Anatomy
- ✓ Dissection videos are powerful supplements to traditional learning



HOD Anatomy  
Prof. S. J. C. D.  
MKCC Medical College  
Department of Anatomy  
Perthampur  
M K C G Medical College. BAM